

## Week 13 Tuesday - Lesson Plan

**Writing Task:** Essay length – persuasion

**Theme:** Language learning

**Time:** Tue. & Thur. 6:00-7:50

**Number of Students:** 16 students

**Objectives:**

- 1) Students will be able to plan an outline for persuasive essay.
- 2) Students will be able to state their opinion with a persuasive tone.
- 3) Students will be able to suggest good supporting points.
- 4) Students will be able to write 3 paragraph persuasive essay.

**Scenario:** The marketing manager of online English course

You are hired as a marketing manager in a major online English institute. Your task is to attract students and their parents to enroll in your English course. If you persuade the customers successfully, your company will be the best English company in Korea.

### Procedure and Materials

#### ◆ Day1: Tuesday, December 5

Time	Activity	Description of Activity	Materials
6:00–6:10 (10 min)	<b>Greeting &amp; HW check up</b>	Greeting and going over previous homework. T also talks about today's theme and overview.	
6:10-6:20 (10 min)	<b>[Activity 1] Warm-up: How about learning a new language</b>	[Pair work] -Each student gets the handout for new languages with information. Ex) Arabic, Finnish, Tagalog, Hindi, Spanish -They choose one to persuade their partner. -One student persuades the other one in 1 minute and take turns. Then, make another pair and persuade each other in a group.	Handout for new languages
6:20-6:30 (10 min)	<b>[Activity 2] Brainstorming: Attract customers</b>	[Pair work] -Each group gets a mission for advertising an online English course -Mission: Persuade customers to use your English course -English courses:	Worksheet for brainstorming

		Yanadoo / Siwonschool / Brain carving SpeakingMax / MinByoungchul U phone -They gather ideas and write them down in the worksheet. They can also use their phones.	
6:30-6:50 (20 min)	<b>[Activity 3]</b>  <b>Plan an outline</b>	[Pair & Group work] -Each group makes an outline in the worksheet. It should be a persuasive writing.	Worksheet for outlining
6:50-7:00 (10 min)	<b>Break Time</b>		
7:00-7:20 (20 min)	<b>[Activity 4]</b>  <b>Peer revision</b>	[Group work] -Each group passes their outline in a clockwise direction. -Other groups evaluate them based on a peer review sheet and give them back. -Each group reads the peer review sheet and revise their own outline.	Peer Review Sheet
7:20-7:40 (20 min)	<b>[Activity 5]</b>  <b>English Course Promotion</b>	[Group work] -Each group prepares a promotion booth to advertise the English course. -They choose a presenter in a group and she will explain her group's English program according to the outline. The presenter takes turns. -Other students go around promotions and write down information on the evaluation sheet. -Then, choose the best persuasive group.	Promotion evaluation sheet
7:40-7:50 (10 min)	<b>Wrap-up &amp; Closing</b>	-T informs Ss that they need to get some information about some ways of learning English, before Thursday class. Ex) Stay abroad / watch dramas or movies/ read and listen a lot / make a relationship / formal studying (taking lectures / CBLT)	

		-Each group should decide one topic and get some information about it for writing task (persuasive essay) on Thursday.	
--	--	--	--

## [Description]

### Activity 1. Persuade your friend

- 1) Each student gets the handout about new languages with information.  
Ex) Arabic, Finnish, Tagalog, Hindi, Spanish
- 2) They choose one language to persuade their partner to learn it.
- 3) One student persuades the other one in 1 minute and take turns. Then, make another pair and persuade each other in a group.

### Activity 2. Persuade customers

- 1) Each group gets a mission with an online English course
- 2) Mission: Persuade customers to use your English course
- 3) English courses: Yanadoo / Siwonschool / Brain carving / SpeakingMax / MinByoungchul U phone
- 4) They gather some ideas and write them down in the worksheet. They can also use their phones.
- 5) They should suggest 3 important features of their courses, including the way of learning, the whole process, and the price benefit.

### Activity 3. Plan an outline

- 1) Each group makes an outline in the worksheet.
- 2) The thesis statement and topic sentences should be persuasive.

#### **Activity 4. Peer revision**

- 1) Each group passes their outline in a clockwise direction.
- 2) Other groups evaluate them based on a peer review sheet and give them back.
- 3) Each group reads the peer review sheet and revise their own outline.

#### **Activity 5. English course promotion**

- 1) Each group prepares a promotion booth to advertise their English course.
- 2) They choose a presenter in a group and she will explain her group's English program according to the outline. The presenter takes turns.
- 3) The rest of the students go around other promotion booths and write down information on the evaluation sheet.
- 4) Then, choose the best persuasive group.

#### **Wrap-up & Closing**

- 1) T informs Ss that they need to get some information about some ways of learning English.  
  
Ex) Staying abroad / watch dramas or movies / read and listen a lot / make a relationship / formal studying (taking lectures / CBLT)
- 2) Each group should decide one topic and prepare about it to write an essay for Thursday.

## [Appendix]

### Appendix 1. Persuade your friend

#### Arabic benefit



##### 1) Being Basic Part of Arab Culture

Language is the fundamental fraction of any civilization. As, the Arab countries have become the centre of attraction for World Trade lately, so, the success in any dealings with them depends largely on the understanding of Arab verbal communication first. The Global Economy is targeting population in this region, which has opened many business opportunities in the Middle East. Thus, knowing about their native language is the foremost thing to do to be able to understand their needs, preferences and values efficiently.

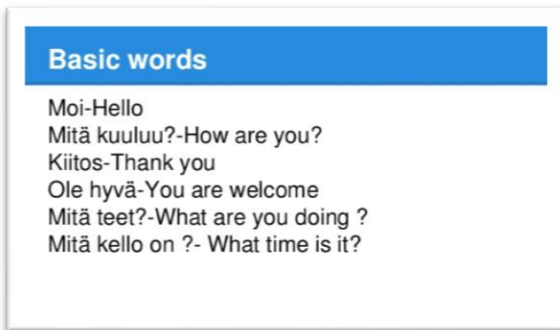
##### 2) Finding jobs in Arab countries

Many Multinational organizations have recently moved to Middle East, like in United Arab Emirates and Saudi Arabia. They regularly search for foreign competent workers who could contribute to their business operations. There is also a dearth of professionals among the locals of such countries, which is why they look for people from other countries. So, it opens great prospects for those interested in moving to Arab world for living to speak, write, read and understand Arabic language.

##### 3) Opening Jobs for Online Quran Tutors

It is quite hard to find instructors of the Holy Quran in the Western countries. So, those who know the Arabic lingo and have full command on it, can benefit from this emerging job market, and teach children abroad by just sitting next to their computers.

## Finnish benefit



Finnish has a reputation of being very hard. Maybe that reputation is deserved, but there are a couple of things that certainly don't make Finnish as hard as people think it is.

### 1) No Articles

Like many “complicated” languages like Japanese and Chinese, Finnish frees you from mind-numbing memorizations of gendered articles. Speaking of being gender-free, one word is used for he and she: hän.

### 2) No Irregular Verbs

The verb ending is remaining constant across thousands of verbs.

It has similarities to Swedish: Swedish has a well-earned reputation for being an easy language to learn among native English speakers. In Swedish, boy is pojke; in Finnish it's poika. The word for marketplace in Swedish is torg; in Finnish the word for a marketplace is tori. Swedish can provide a headstart for Finnish.

### 3) No Silent Letters

If the letter, vowel or consonant, is in the word, it is pronounced. This makes spelling a cinch. For this reason, spelling bees in Finnish schools are unknown.

### 4) A Small Vocabulary

Sort of. Many Finnish words can be constructed by adding suffixes that can address emotion, location, emphasis, and negation.

Bonus: Finnish is unlike any other language (I'm not looking at you, Estonian). There is an elegance and poetry in learning a language that sounds like nothing you have heard spoken before. Author J.R.R. Tolkien said, “It [discovering Finnish] was like discovering a wine-cellar filled with bottles of amazing wine of a kind and flavour never tasted before. It quite intoxicated me.”

## Tagalog benefit

Useful Phrases	
Aalis na ako	I'm already leaving
Ano na	What's up
Bahala ka	It's up to you
Galing naman	Good job
Ingat ka	Take care
Mahal kita	I love you
Pasensya ka na	I'm sorry
Sandali lang	Just a moment
Sarap naman	Mmm delicious
Tayo na	Let's go

Tagalog is a fascinating language from a linguistic point of view. Tagalog uses the Latin script, the pronunciation is very easy, it is written the same way it is pronounced, it has numerous borrowings from Spanish and English, and its vocabulary is not huge like that of Chinese. All this means that one can focus one's attention on the grammar of the language right from the start. As a bonus, you can communicate with Filipino people all around the world (US, HK, Singapore, Japan, Dubai.)

Here are the reasons from another man:

- 1) My fiancée is Filipino. and while her native language is Cebuano (which I also plan to learn), she speaks Tagalog as well.
- 2) Because of her I am likely to visit the Philippines frequently and while I can probably depend on her and her family to translate for me and in any case most people speak English as well, I would feel better not having to rely on either of these and being able to speak to the people in their own language, which would make operating within that society much easier and more convenient.
- 3) I work in an industry (BPO/contact center/tech support) where there are a lot of Filipinos and being able to speak Tagalog could potentially be an advantage in getting a position managing a center in the Philippines or coordinating operations in the Philippines with those from the US. Miguel's "eavesdropping" reason could also fit in here, though personally I don't intend to keep it a secret in most cases.
- 4) I have a lot of Filipino friends especially from my church. You would be surprised how many parishes in the US have a very strong and active Filipino presence. Communicating with them, and my future Filipino in-laws and my fiancée's friends in their own language is a good way to show respect and interest in them.
- 5) I am absolutely fascinated by Filipino culture and knowing at least some Filipino languages is very useful in understanding their culture, history, and traditions.
- 6) There is a degree of utility in learning any additional languages.

## Hindi benefit



If you are very interested in Hindi language but you do not know why you need to it, at this time, here are some knowledge for you to have a study to make sure that whether you need to learn it. First, you can have a traveling in India countries. It is well known that Hindi is the official language which is spoken by thousands of Indian people. So if you have a chance to travel in India land, you will become an excellent guide for your team. It is well known that India is a beautiful place which has many interesting historical heritages as well as many attractive places, so if you travel in that country, you will make use of Hindi language to chat with the native people there, and you will get more useful information from them, and you will enjoy your trip because you can understand the Indian culture better.

Second, Hindi is an old beautiful language which has a lot of Indian poetry, literature as well as many sacred texts, and most of these poetry and the literature are very worth of reading, so if you are very interested in good literature, you can have a deep study on the Indian literature and learn the spirit of the Indian culture at a deep degree. Third, in the modern times, there are more and more excellent Indian films coming form the India countries.

Maybe there are many foreigners who are very interested in the style of Indian films but they cannot understand the Hindi language at all, so they often regret that they cannot watch a whole Indian film. However, if you can learn Hindi language well and understand Hindi language well, you will enjoy the Indian films better. If you are worry about that you have no time to learn Hindi language, Rosetta Stone Hindi can bring you a fresh feeling of learning a new language.

## Spanish benefit



Reason 1: It's a global language

Spanish is the third most spoken language in the world, and the most spoken language in the Americas. It's the official (or co-official) language in Spain, most countries in Central and South America, and several Caribbean countries too. It's a useful language to know when doing business with Spanish or Latin American firms, and a great way to strengthen your CV and improve your career prospects. In the United States alone there are over 50 million people who speak Spanish as their native or second language. So even if you don't fancy yourself a globetrotter, Spanish is probably the most useful language to learn if you want to flex your language muscles on a daily basis.

Reason 2: It's easy to learn and easy to start speaking quickly

Spanish is considered one of the easiest languages for a native English speaker to learn. The grammar and pronunciation are different from English, but simpler and more consistent. Because English acquired almost 30% of its vocabulary from Latin, you will immediately recognize and understand many Spanish words that share the same roots. You can communicate a lot with simple grammar, so even before you've reached a high level of comprehension you will be able to communicate and express yourself. Nothing motivates you to keep going quite like the little victories that come through speaking and being understood.

Reason 3: Spanish is a great "gateway language"

When I say "gateway language" what I mean is that if you successfully learn Spanish it could be a catalyst for you to go on and learn 3, 4 or even 10 other languages.

This is a controversial point because it could be argued that the requirement for a "gateway" into language learning is that you are simply motivated to start.

Said in another way, if you are really interested in learning Mandarin then it is a very backwards strategy to start learning Spanish in order to learn Mandarin.

But, conversely, if you are undecided on a language to start with and simply looking to learn a language in general, Spanish should be right at the top of the list. Why? Because Spanish is the 500 pound weight. (see point 10)

When I chose Spanish it was because I thought that languages like Japanese, Mandarin or Russian would be simply too hard for me to get any traction with and hence I would be more likely to quit.

Starting with Spanish could give you the confidence to realise that there is no such thing as a natural language learner and that you could move on to other languages once you have learnt how to learn.

Internet famous polyglots Benny Lewis and Olly Richards both got their start with Spanish and then went on to learn 8 and 6 other languages respectfully. I haven't got passed Spanish yet, but if I do eventually make it to a third language, Spanish will have been a "gateway language" for me as well.

Appendix 2. Persuade customers

# BrainStorm

TOPIC:

© One Extra Degree, Inc., 2002

### Appendix 3. Plan an outline

Introduction –

Thesis Statement –

I. Topic sentence –

1.

2.

3.

II. Topic sentence –

1.

2.

3.

III. Topic sentence –

1.

2.

3.

Conclusion –

## Appendix 4. Peer revision

# Evaluate a Persuasive Essay

Introduction
Does the introduction have a HOOK?.....
Does the introduction have a clear OPINION STATEMENT?.....
Is the introduction persuasive? Explain your opinion.
_____
_____
_____
_____

Development
How many development paragraphs are there?.....
Does each paragraph give a REASON that supports the opinion?.....
Are there DETAILS to explain each reason?.....
Is the development persuasive? Explain your opinion.
_____
_____
_____
_____

Closing
Does the closing have a SUMMARY STATEMENT?.....
Does the closing RESTATE THE OPINION?.....
Is the closing persuasive? Explain your opinion.
_____
_____
_____
_____



**Appendix 5. English course promotion**

<b>Courses</b>	<b>Introduction is interesting?</b>	<b>Body is persuasive?</b>	<b>Conclusion is persuasive?</b>	<b>Will you take this course?</b>
Yanadoo	1 / 2 / 3	1 / 2 / 3	1 / 2 / 3	Yes / No
Siwonschool	1 / 2 / 3	1 / 2 / 3	1 / 2 / 3	Yes / No
Brain Carving	1 / 2 / 3	1 / 2 / 3	1 / 2 / 3	Yes / No
Speaking Max	1 / 2 / 3	1 / 2 / 3	1 / 2 / 3	Yes / No
MinByoungchul U pohne	1 / 2 / 3	1 / 2 / 3	1 / 2 / 3	Yes / No

**Appendix 5. English course promotion**

<b>Courses</b>	<b>Introduction is interesting?</b>	<b>Body is persuasive?</b>	<b>Conclusion is persuasive?</b>	<b>Will you take this course?</b>
Yanadoo	1 / 2 / 3	1 / 2 / 3	1 / 2 / 3	Yes / No
Siwonschool	1 / 2 / 3	1 / 2 / 3	1 / 2 / 3	Yes / No
Brain Carving	1 / 2 / 3	1 / 2 / 3	1 / 2 / 3	Yes / No
Speaking Max	1 / 2 / 3	1 / 2 / 3	1 / 2 / 3	Yes / No
MinByoungchul U pohne	1 / 2 / 3	1 / 2 / 3	1 / 2 / 3	Yes / No

## Yanadoo information

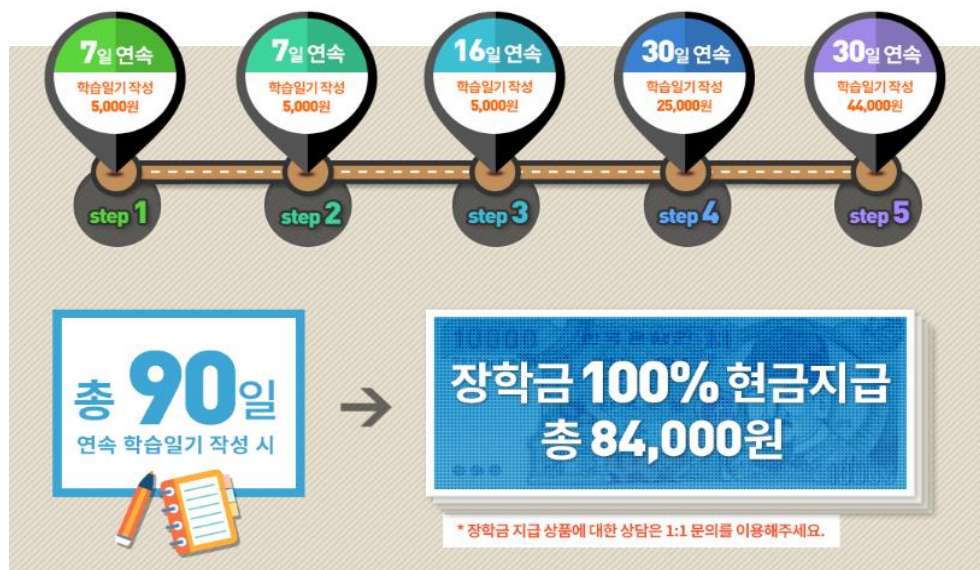
### - Course is simple

Normal students can focus on only 20 ~ 30 minutes. Thus, our course just spends 10 minutes. Although it looks short, they can learn enough English knowledge in the short time. We also put a lot of useful and authentic words and expression. We focus on useful patterns as well. They will practice many useful expressions by themselves with the courses. Finally, they can take it through online or a smart phone.

### - Well-organized courses

- 1) Beginner theory: How to read words and sentences correctly.
- 2) Beginner speaking: How to make a basic sentence with a pattern.
- 3) Real writing: Write your opinions in various situations.
- 4) Real pronunciation: Learn Native-like pronunciation.
- 5) Real English words: Learn authentic words and use them correctly.
- 6) Real speaking: Experience real speaking of English natives and practice them.

### - Strong scholarship



## Siwonschool information

### - We focus on speaking

We focus on not grammar, but speaking. We start with easy English. Our process is to learn sentence structures – words – speaking. They are all connected in our courses. In speaking stage, students learn words, the principle of speaking, and practice it. After practicing, they can be fluent speakers. Finally, students can take our courses through online, their smart phones, or tablets.

### - Well-organized courses

- 1) Beginner walking: Learn phonics and how to use words in a basic expression. After this stage, you can say this sentence. "I want to drink coffee."
- 2) Beginner jumping: Expand the length of your speaking. After this stage, you can say this sentence. "This is the coffee that I want to drink."
- 3) Beginner escaping: Use more complicated sentences. After this stage, you can say this sentence. "I was talking on the phone, drinking coffee."
- 4) Beginner becomes intermediate: Deal with authentic speaking from natives. After this stage, you can say this sentence. "I've heard from my friend that he drinks coffee here every day."

### - Special discount



**시원스쿨 2017 끝장 패키지**  
기초영어, 어휘, 영문법, 문법 및 실전회화까지 영어 말하기 모두 끝장 낸다!

월 29,083원으로 영어 왕초보의 설움을 끝장낸다!

시원스쿨 특가 월 29,083원  
정가 349,000원 / 무 12개월 적용시

최저가로 지금 바로 수강신청 하기 >

12개월 두이자

왕초보 단골 WO BOX Grammar make 말하기

## Brain carving information


- **We include everything in the tablet.**

Our course is simple, but meaningful and effective. It just takes 30 minutes with the 'Brain carving tablet'. It integrates basic grammar, words, and speaking. We have 160,000 words and 12,000 authentic sentences as well. Students can develop all four skills of English. And the content is interesting with the target expression and pictures. 5 minutes of lecture and 5 minutes of practice are continued so that students can utilize what they have learn fast.

- **Well-organized courses**

- 1) Stage 1 ~ 2: Express facts with basic patterns.
- 2) Stage 3 ~ 4: Express feelings
- 3) Stage 5 ~ 7: Express personal opinions in various situations
- 4) Stage 8 ~ 9: Debate with academic topics

- **Event**





**혜택종료까지**

DAYS
HOURS
MINS
SECS


00 08 56 28

**지금은 상담신청만!**  
 상담 후 결정하세요!

뇌세김 렌탈 고객만이 누릴수 있는 혜택

<div style="margin-bottom: 5px;"><b>혜택 하나</b></div>  <div style="background-color: #4b0082; color: white; padding: 5px; font-weight: bold;">렌탈 등록비 면제</div>	<div style="margin-bottom: 5px;"><b>혜택 두울</b></div>  <div style="background-color: #4b0082; color: white; padding: 5px; font-weight: bold;">12개월이후 무료소유권 이전 평생무료</div>	<div style="margin-bottom: 5px;"><b>혜택 세엿</b></div>  <div style="background-color: #4b0082; color: white; padding: 5px; font-weight: bold;">뇌세김 렌탈 콘텐츠 평생 업데이트</div>
--	---	---

오늘의 특별 혜택



뇌세김 전용  
고급 가죽케이스

## Speaking Max information

### - We focus on speaking

Our program is interesting and meaningful and it is made to develop students' speaking. We also provide with interesting video clips in all the courses. The contents have various and authentic contexts. After the native's speaking, you should practice the sentence and you can check your pronunciation directly. Our program can be accessed by online, a smart phone, and a tablet.

### - Well-organized courses

According to the level, you can learn basic speaking, authentic speaking and business speaking. In the basic stage, you will learn 120 basic expressions, pronunciation, and 160 useful sentence patterns. In the authentic stage, you will learn a lot of meaningful expressions in various English speaking countries. In the business stage, you will learn 60 patterns of business expressions and many expressions for MBA&BIZ as well.

### - Event

Apple X 영어회화 1위 스피킹맥스

**new 아이패드 프로**

스피킹맥스 패키지 한정수량 판매!

12.9만 원

10.5만 원

패키지 108만원 할인

∞ 19개 전 강좌 1년 무제한 수강	max voca 단어암기 엑스보카 1년 수강권	신규회원 5천원 추가할인
무료 전용 APP (기기 제한 없음)	학습 보상 체계 (기프트 카드 등)	신규 업데이트 무료 수강

## MinByoungChul U phone

### - We focus on speaking.

Students develop their speaking and writing through phone-call class with advanced teachers. They talk to teachers one to one and teachers give feedback to students' speaking and writings. We also provide with online course materials so that students utilize them to improve. In the materials, students can play vocabulary quiz, sentence quiz, and make their own sentences. The process is to prepare class with course materials – one to one speaking – check feedback from the teacher – do a writing task and get correction. Finally, students can access our program through all devices.

### - Well-organized courses

정규회화	비즈니스	목표 달성
<b>초급</b> 정규회화 1~2 일상생활에 자주 쓰이는 기초표현 익히기	<b>중급</b> 비즈니스 전화 5~8 전화 응대의 기본적인 필수표현 학습	<b>초급</b> 어학연수 1~4 외국에서 바로 활용가능한 표현 배우기
<b>초급</b> 정규회화 3~4 다양한 상황별 필수표현 익히기	<b>중고급</b> 비즈니스 전화 7~10 비즈니스 상황별 필수 표현 익히기	<b>중고급</b> 인터뷰 5~12 취업대비 영어면접 준비
<b>중급</b> 정규회화 5~6 정확하게 나의 의견 말하기	<b>중고급</b> 비즈니스 미팅 7~10 업무에 쓰이는 필수표현 학습	<b>중고급</b> 토익스피킹 5~12 출제유형별 실전 감각 익히기
<b>중급</b> 정규회화 7~8 풍부한 표현력 익히기		<b>초급</b> 오픽 1~4 문제유형 및 실전감각 익히기
<b>고급</b> 정규회화 9~10 논리적으로 의사 표현하기		<b>중급</b> 오픽 5~8 롤플레이팅 집중학습으로 오픽등급 올리기
<b>고급</b> 정규회화 11~12 주요기사를 통한 심화학습		<b>고급</b> 오픽 9~12 고득점을 위한 집중학습

### - Event

### 정규회화과정

Level 5~6

단순한 어휘 나열이 아닌 영어 문장을 완성도있게 표현하기 위한 과정입니다. 패턴 40개를 활용해 긴 문장도 어렵지 않게 표현할 수 있습니다.

수업회수  
주 2회 화/목 (10분)

수강개월  
12개월 (25% 할인)

수업시작

수업시간

주문금액 720,000원  
총 할인금액 180,000원

장기할인 180,000원

**실 결제금액 540,000원**

#### ③ 수업기간·타임존 선택

평일 주말

1개월 (10% 할인)

3개월 (15% 할인)

6개월 (20% 할인)

**12개월 (25% 할인)**

열공A존	실속B존	알뜰C존
06:00~08:50 / 20:00~23:50	09:00~12:50 / 17:00~19:50	13:00~16:50
주 2회 월 60,000원	주 2회 월 52,500원	<b>주 2회 월 45,000원</b>
주 3회 월 75,000원	주 3회 월 67,500원	주 3회 월 60,000원
주 5회 월 97,500원	주 5회 월 90,000원	주 5회 월 82,500원

#### ④ 수업 날짜·시간 선택

10분 20분

## Sample outline

**Introduction** – Smart parents don't worry about their children's English because they know the best teacher in Korea.

**Thesis Statement** – Yoon teacher English is the best class for your children to develop English skills

**I. Topic sentence** – Students can make a good study habit with the course.

1. The teacher comes to your home to make a more comfort mood for studying than other academies.

2. The teacher guides and motivates your children carefully one to one.

3. Students can practice all four skills of English through the self-learning strategy.

**II. Topic sentence** – Students are managed professionally.

1. The teacher can use 6,480 ways of learning to satisfy the level and needs of students.

2. The teacher reports every day's achievement of your children online. (Other academies can't)

3. Students preview and review the contents, and do regular tests to check their progress.

**III. Topic sentence** – Students can take the course with a good price.

1. Parents just pay 60,000 won a month.

2. The class time is 45 minutes twice a week.

3. It also provides with an educational application.

**Conclusion** – You have to enroll in Yoon teacher English now.

## ◆ Day2: Thursday, December 7

Time	Activity	Description of Activity	Materials
6:00–6:10 (10 min)	<b>Greeting &amp; HW check up</b>	Greeting and checking up today's homework. T also talks about today's theme and overview.	
6:10-6:20 (10 min)	<b>[Activity 1] Warm-up: Scramble sample persuasive essay</b>	-T provides scrambled strips to each group. -Ss match the strips in essay format. (Introduction, Bodies, Conclusions.) -Ss put the strips in the correct order on the scrap paper with glue. <Checking answer together> -T show the answer on the screen.	-scrambled strips - glue - scrap paper
6:20-6:30 (10 min)	<b>[Activity 2] Brainstorming: Ways of language learning</b>	[Group work] -Each group brainstorms the ways of language learning. Ex) going to target language location / reading a lot / watching dramas or movies / listening to music / Establishing relationship / formal study (taking lectures, CBLT)	-Worksheet for brainstorming
6:30-6:40 (10 min)	<b>[Activity 3] Outlining: body paragraph</b>	[Individual & Group work] -Each student makes an outline for their body paragraphs. (including a topic sentence and supporting details with examples).	-Graphic organizer for outlining
6:40-6:50 (10 min)	<b>[Activity 4] Organizing body paragraph</b>	[Individual work – writing] -Each student writes up one body paragraph. (including one topic sentence and at least two supporting details)	-Worksheet for writing each body paragraph
6:50-7:00 (10 min)	<b>Break Time</b>		
7:00-7:10 (10 min)	<b>[Activity 5] Peer review &amp; revision</b>	[Group work – Peer review] -Each student passes their first draft in a clock-wise direction in a group. - Each individual evaluates the first draft of her group member based on a peer	-Peer Review Sheet -Essay format paper

		<p>review sheet and give it back to the writer.</p> <p>[Group work- Revising]</p> <p>-Each student reads the peer review sheet and revise her writing based on the comments.</p> <p>-Ss put their paragraph writings on the essay format paper.</p>	
7:10-7:25 (15 min)	<p><b>[Activity 6]</b></p> <p><b>Writing introduction &amp; conclusion</b></p>	<p>[Group work] Writing a conclusion</p> <p>-Referring to the previous reading homework, Ss choose one technique they will use in their writings.</p> <p>-They write up their conclusion. (Make sure to include all the main ideas from body paragraphs in the conclusion.)</p> <p>[Group work] Writing an introduction</p> <p>-Ss writes a concrete thesis statement. (The thesis statement is the last sentence of the introduction. Make sure Ss' thesis statement covers the ideas of their writing.)</p> <p>-Referring to the previous reading homework, Ss choose one technique they will use in their introduction.</p>	-Worksheet for writing introduction & conclusion
7:25-7:30 (5 min)	<p><b>[Activity 7]</b></p> <p><b>Self-Review</b></p>	<p>[Group Work] – Self Review</p> <p>-Each group checks their introduction and conclusion based on the self- review sheet.</p> <p>-After self-review, they put introduction &amp; conclusion on the essay format paper.</p>	-Worksheet for self-review
7:30–7:40 (10 min)	<p><b>[Activity 8]</b></p> <p><b>Peer Review &amp; Revising</b></p>	<p>[Group Work] -Peer Review</p> <p>-Ss pass their persuasive writing in a clock-wise direction and review other's writing.</p> <p>[Group Work] - Revising</p> <p>-Based on the comments from others, revise and finalize the persuasive essay.</p>	-Peer review sheet
7:40–7:50 (10 min)	<p><b>Wrap-up &amp; Closing</b></p>	<p>Inform students of the writing assignment due on next Tuesday.</p>	

## **[Description]**

### **Activity 1. Scramble sample persuasive essay**

- 1) Each group gets strips from the persuasive essay.  
Ex) Thesis statement, topic sentences, supporting details, conclusion
- 2) They put the strips in the correct order based on the essay structure. When they are sure the order of the strips, they put the strips on the scrap paper with glue.
- 3) They check the answers all together.

### **Activity 2. Brainstorm the ways of language learning**

- 1) Each group brainstorms the ways of language learning based on their choice on Tuesday.  
Ex) Staying abroad / watching dramas or movies / reading and listening a lot / making a relationship / formal studying (taking lectures, CBLT)
- 2) Students gather ideas and write them down in the worksheet. They can also use their cellular phones for more information.
- 3) They should choose at least 3 important ideas for their essay.

### **Activity 3. Outlining for body paragraph – Individual work**

- 1) Each individual chooses one idea from brainstorming activity and makes an outline for her body paragraph in the worksheet.
- 3) They should make a topic sentence and think about at least two supporting details.
- 4) Topic sentences should be persuasive.

### **Activity 4. Organizing body paragraph**

- 1) Each individual writes up one body paragraph.
- 2) They should include a topic sentence with at least two supporting details.
- 3) Their supporting details should be directly related with the topic sentence.

### **Activity 5. Peer Review & Revising**

- 1) Each individual passes her first draft in a clock-wise direction in a group.
- 2) Each individual evaluates the first draft of the group member based on a peer review sheet and give it back to the writer.
- 3) Each student reads the peer review sheet and revise her writing based on the comments.
- 4) Ss put their own writings on the essay format paper.

### **Activity 6. Writing an introduction and a conclusion [Group work]**

- 1) Referring to the previous reading homework, Ss choose one technique they will use in their writings.
- 2) Ss write their introduction with a concrete thesis statement. The thesis statement is the last sentence of the introduction. Make sure Ss' thesis statement covers the ideas of their writing.
- 3) Make sure to include a hook to make introduction interesting to draw readers' attention.
- 4) Make sure to include all the main ideas from body paragraphs in the conclusion.
- 5) Then, they write a conclusion.
- 6) Make sure to include all the main ideas from body paragraphs in the conclusion.
- 7) Ss put their introduction and conclusion on the essay format paper.

### **Activity 7. Peer Review & Revising [Group work]**

- 1) Each group passes introduction and conclusion in a clock-wise direction and review other's writing.
- 2) Based on the comments from others, revise and finalize the persuasive essay.

### **Wrap-up & Closing**

Inform students of the writing assignment due on the next Tuesday.

## [Appendix]

### Appendix 1. Scrambled strips of persuasive essay

#### The Benefits of Online Language Learning

1. Online learning solves all of these problems. Alone with a computer, a good online language course, and a microphone, many students can make tremendous progress without the fear of appearing foolish in front of others.

-----

3. The benefits of online self-study courses are that they are low-cost, people can do them at any time, and they can do them alone in the privacy of their own home or office. This last benefit is especially important in that many people feel less inhibited about acquiring and practicing language skills when they are alone. In addition, lass size at many institutions limits the opportunities for foreign language students to get adequate individual attention. These are just a few of the reasons that an online course is a good way for many people to learn a foreign language.

-----

4. In today's global environment, knowing a foreign language is increasingly important. The ability to speak f foreign language with clarity and fluency is invaluable for business, education and traveling in another country.

-----

4. Furthermore, because online material is not as static as it is in a textbook, it can be constantly updated and refreshed. This makes the learning experience more interesting and relevant for the student.

-----

5. Finally, with online learning, the learning takes place in a low-stress environment – a private setting with no one else around. This is very important because many studies have shown that stress and anxiety inhibit perception, performance, and retention of linguistic material. In a classroom with several other students, all at different levels and with different needs, students may feel inhibited and fearful of making a mistake.

6. A benefit of online language learning is that it's individualized. Many online language courses have pre-tests that assess each student's level. Online language courses can also collect information about the student's learning style and need for studying the foreign language so that the material can be adapted to the student's actual situation. In a classroom, there are many students, each with different proficiency levels, different learning styles, and different needs for speaking a foreign language.

---

8. Most foreign language teaching occurs in a classroom with an instructor, textbooks, and several students. In my opinion, however, one of the best ways to learn a foreign language is a self-study, online course. Online language learning is a good way to learn a second language because it's convenient, it's individualized, and it takes place in a low-stress environment.

---

8. Classroom learning is not practical for many people due to time and cost constraints. In addition, taking time away from work or other responsibilities to attend language courses at an institution is difficult for many people. With a self-study, online course, students can take lessons at home or in the office whenever they want. All they need is a computer and an Internet connection. For example, a busy executive can take a language lesson during her lunch hour.

---

Appendix 2. Ways of language learning

# BrainStorm

TOPIC:

© One Extra Degree, Inc., 2002

**Appendix 3. Plan an outline for body paragraph**

**Topic Sentence1**

**Supporting details**  

---

---

---

---

---

---

**Topic Sentence1**

**Supporting details**  

---

---

---

---

---

---

**Topic Sentence1**

**Supporting details**  

---

---

---

---

---

---

## Appendix 4. Writing each body paragraph

I. Topic sentence –

1.

2.

3.

---

II. Topic sentence –

1.

2.

3.

---

III. Topic sentence –

1.

2.

3.

**Appendix 5. Peer revision****[Activity #5] Peer Review on body 1 paragraph**

Peer-Review on Body Paragraph 1	Answer
1. Are the topic sentences interesting?	
2. Are the topic sentences ordered clearly and effectively?	
3. Are there enough supports for the topic sentences?	
4. Are there enough details and/examples to clearly illustrate the supporting points?	
5. Did you correct any mistakes (grammar, spelling, and structure) in the writing?	

## Appendix 6. Writing a conclusion & introduction

Introduction –

Thesis Statement –

---

Conclusion –

**Appendix 7.****[Activity #7] Self-Review on Introduction and Conclusion**

<b>Peer-Review on Introduction &amp; Conclusion</b>	<b>Answer</b>
1. Is the introduction interesting enough to attract the reader?  1-1. What techniques are used?	
2. Is the topic of the essay mentioned overtly in the thesis statement?	
3. Does the conclusion summarize the main ideas and re-assert them?  3-1. What techniques are used?	
4. Did you correct any mistakes (grammar, spelling, and the structure) in the writing?	

## Appendix 8. Peer revision

# Evaluate a Persuasive Essay

Introduction
Does the introduction have a HOOK?.....
Does the introduction have a clear OPINION STATEMENT?.....
Is the introduction persuasive? Explain your opinion.
_____
_____
_____
_____

Development
How many development paragraphs are there?.....
Does each paragraph give a REASON that supports the opinion?.....
Are there DETAILS to explain each reason?.....
Is the development persuasive? Explain your opinion.
_____
_____
_____

Closing
Does the closing have a SUMMARY STATEMENT?.....
Does the closing RESTATE THE OPINION?.....
Is the closing persuasive? Explain your opinion.
_____
_____
_____
_____

Change the World...  
ONE LESSON AT A TIME  
JANUARY 2013