

Week9 Lesson Plan

Writing Task: Writing a descriptive essay

Theme: Fashion

Time: Tue. & Thur. 6:00-7:50

Number of Students: 16 students

Objectives:

- 1) Students will be able to connect ideas well.
- 2) Students will be able to become familiar with the steps in the essay writing process.
- 3) Students will be able to write descriptive essays.

Scenario: Campus fashion show for university students

You are hired as a designer in a start-up clothing company and your target customers are university students. So, you should hold a fashion show to advertise your company in the campus. Show your brand, runway stage, and modeling clothes. Successful show will guarantee you high salary and promotion.

Procedure and Materials

◆ **Day1: Tuesday, November 7**

Time	Activity	Description of Activity	Materials
6:00–6:10 (10 min)	Greeting & HW check up	Greeting and going over previous homework. T also talks about today's theme and overview.	
6:10-6:20 (10 min)	[Activity 1] Warm-up: Coming up with the words describing clothes	[Individual work] - T introduces today's context. -Each student gets the sticky label paper. On the paper students can write down words that describe the clothes someone is wearing and then stick the label on her.	[Appendix 1] Sticky label paper
6:20-6:35 (15 min)	[Activity 2] Describing the fashion & Guessing game	[Group work] - Each group choose one person in the assigned group and describe the fashion of that person. -The rest of group members will guess who belongs to that fashion description.	Worksheet for description

6:35-6:45 (10 min)	[Activity 3] Revise bad descriptive writings	<p>[Individual & Group work]</p> <p>-T gives each group two bad descriptive writing samples with fashion pictures.</p> <p>-The writing samples have some wrong descriptions about the fashion in the pictures.</p> <p>-Ss in a group find one odd description and revise it. Then pass the worksheet to the next person in the same group. They pass out the worksheet until they have the perfect description of the fashion in the picture.</p>	<p>[Appendix 2]</p> <p>-Worksheets</p> <p>-Fashion Pictures</p>
6:45-7:00 (15 min)	[Activity4] Describe a fashion show	<p>[Group work]</p> <p>-T shows a fashion show on YouTube.</p> <p>-Ss brainstorm about the fashion trends in the show. (for thesis statement)</p> <p>-Then Ss in a group capture the fashion features of Brand logo, runway stage, and 2 modeling clothes in the show and write those in the graphic organizer. (for topic sentences)</p> <p>-Ss write an outline for description.</p>	<p>-Fashion show video</p> <p>[Appendix 3]</p> <p>-Graphic organizer for fashion show review</p>
7:00-7:10 (10 min)	Break Time		
7:10-7:20 (10 min)	[Activity 5] Peer revision	<p>[Group work]</p> <p>-Each group passes their fashion show outlines in a clockwise direction.</p> <p>-Other groups evaluate them based on a peer review sheet and give them back.</p> <p>-Each group reads the peer review sheet and revise their own fashion show review.</p>	<p>[Appendix 4]</p> <p>- Peer Review Sheet</p>
7:20-7:45 (25 min)	[Activity 6] Plan your own fashion show	<p>[Group work]</p> <p>-T introduces some university style fashions (공대 fashion, exam week fashion, hip-hop fashion, hiking fashion, model student fashion, fashionista etc.)</p> <p>-Ss brainstorm about a university style fashion show. (for thesis statement)</p>	<p>[Appendix 5]</p> <p>Worksheet for brainstorming</p>

		-Then Ss think of their brand logo, runway stage, and 2~3 modeling clothes for the show and write those in the graphic organizer. (for topic sentences) -Ss write an outline for description.	
7:45–7:50 (5 min)	Wrap-up & Closing	-T informs Ss that they should wear relevant clothes for their fashion show. Ss should also give sample pictures to big siblings. -T includes their pictures for the fashion show in Thursday's PPT.	

◆ **Day2: Thursday, November 9**

Time	Activity	Description of Activity	Materials
6:00–6:10 (10 min)	Greeting & HW check up	Greeting and going over reading homework. T also talks about the today's theme and overview.	
6:10-6:20 (10 min)	[Activity 1] Prepare fashion show	[Group work] -Each group finishes making an outline for their fashion show. -They decide a presenter. She will give a brief speech in Runway walk time. (She will talk about the reasons why her group made them.)	[Appendix 1] -Worksheets
6:20-6:50 (30 min)	[Activity 2] Runway walk	[Group work] -Each presenter briefly introduces their brand and runway stage picture with PPT slides. -Then, two ~ three sisters of each group come to the front and walk down the runway with the BGM. They will show their university style looks. -Each group finishes their show in 3minutes. After each show, other sisters take notes to describe the shows in 2 minutes.	[Appendix 1] -PPT slides -Bgm -Worksheets
6:50-7:00 (10 min)	Break Time		

7:00-7:30 (30 min)	[Activity 3] Describe a fashion show	<p>[Group work].</p> <ul style="list-style-type: none"> -Each group picks one fashion show from other groups. Then, they brainstorm about the fashion theme in the show. (for thesis statement) -Ss capture the fashion features of Brand logo, runway stage, and 2 modeling clothes in the show and write those in the graphic organizer. (for topic sentences) -They write an outline for description. (Introduction – 3 bodies - conclusion) -Each group makes a final description for the show. 	<p>[Appendix 2]</p> <ul style="list-style-type: none"> -Fashion show images - Brainstorming sheet -Graphic organizer for fashion show review
7:30-7:40 (10 min)	[Activity 4] Peer revision	<p>[Group work]</p> <ul style="list-style-type: none"> -Each group passes their fashion show description in a clockwise direction. -Other groups evaluate them based on a checklist and give them back. -Each group reads the checklist and revise their own fashion show description. 	<p>[Appendix 3]</p> <ul style="list-style-type: none"> -Checklists
7:40–7:50 (10 min)	Wrap-up & Closing	-T reminds little sisters of processes of description and essay format.	

<Description for Tuesday's Class>

Tuesday (7th November)

Scenario: Campus fashion show for university students

You are hired as a designer in a start-up clothing company and your target customers are university students. So, you should hold a fashion show to advertise your company in the campus. Show your brand, runway stage, and modeling clothes. Successful show will guarantee you high salary and promotion.

1. Warm up & Simple Activity (Coming up with the words describing clothes) – 10 minutes [Individual & Whole Class Work]

- 1) Each student gets the sticky label paper, on which they can write down words that describe the clothes someone is wearing.
- 2) Each student gets a sheet with 30 words such as shiny(adjective) and sweater(noun) and 10 blank labels. Thus, they can make some of the words themselves, which can apply to the situation in the class.
- 3) After writing down ten words in the label, they can stick each label on the person who is applied to the word.

2. Describing the fashion & Guessing game – 15 minutes [Group Work]

- 1) Each group choose one person in the assigned group and describe the fashion of that person. (A teacher will divide the class into two parts. Since we have 5 groups, two groups will be one team, and the other three groups will work together.)
- 2) The rest of team members guess who belongs to that fashion description.

3. Revise bad descriptive writings – 10 minutes [Individual & Group Work]

- 1) T gives each group two bad descriptive writing samples with fashion pictures.
- 2) The writing samples have some wrong descriptions about the fashion in the pictures.
- 3) One student starts finding one odd description and revise it. Then pass the worksheet to the next person in the same group.
- 4) They pass out the worksheet until they have the perfect description of the fashion in the picture.

4. Describe a fashion show – 15minutes [Group Work]

- 1) T shows a fashion show on YouTube.
- 2) Ss brainstorm about the fashion trends in the show. This fashion trend will be the thesis statement for their descriptive essay about fashion show.
- 3) Ss in a group capture the fashion features of Brand logo, runway stage, and 2 modeling clothes in the show and write those in the graphic organizer. These features will be the topic sentences for their descriptive essay about fashion show.
- 4) Then Ss make an outline for their descriptive essay writing.

5. Peer revision - 10 minutes [Group Work]

- 1) Each group passes their fashion show outlines in a clockwise direction.
- 2) Each group evaluates the outline of other group based on a peer review sheet and give them back.
- 3) Each group revises their own fashion show review based on the evaluation from other group.

6. Plan a new fashion show – 25 minutes [Group Work]

- 1) T introduces some university style fashions (fashion of engineering college, exam week fashion, hip-hop fashion, hiking fashion, model student fashion, fashionista etc.)
- 2) Ss brainstorm about a university style fashion show. (for thesis statement)
- 3) Then Ss think of their brand logo, runway stage, and 2~3 modeling clothes for their show and write those in the graphic organizer. (for topic sentences)
- 4) Ss make an outline for the descriptive essay for their fashion show.

Appendix 1 [Sticky Label]

Skirt	Blouse	Cardigan	Jumper
Sweater	Padding	scarf	Sneakers
t-shirt	hoodie	vintage	Glasses
Shiny	leather	Skinny Jeans	Tight
soft	Stiletto	knit	striped
Track suit	Bracelet	Stylish	loose
Trendy	Necklace	Trousers	dress
burgundy	Woolen fabric		

Appendix 2

[Fashion Pictures & worksheet for Revising bad descriptive writings]



<Description>

Junhee has a blind date today, so he is dressed up, be in all the latest trends. He is wearing a striped shirt with a trendy necktie. His navy slacks perfectly match the stylish belt and stilettos. The whole look appears expensive and is appropriate for the first date.

<Revision>



Appendix 2

[Fashion Pictures & worksheet for Revising bad descriptive writings]



<Description>

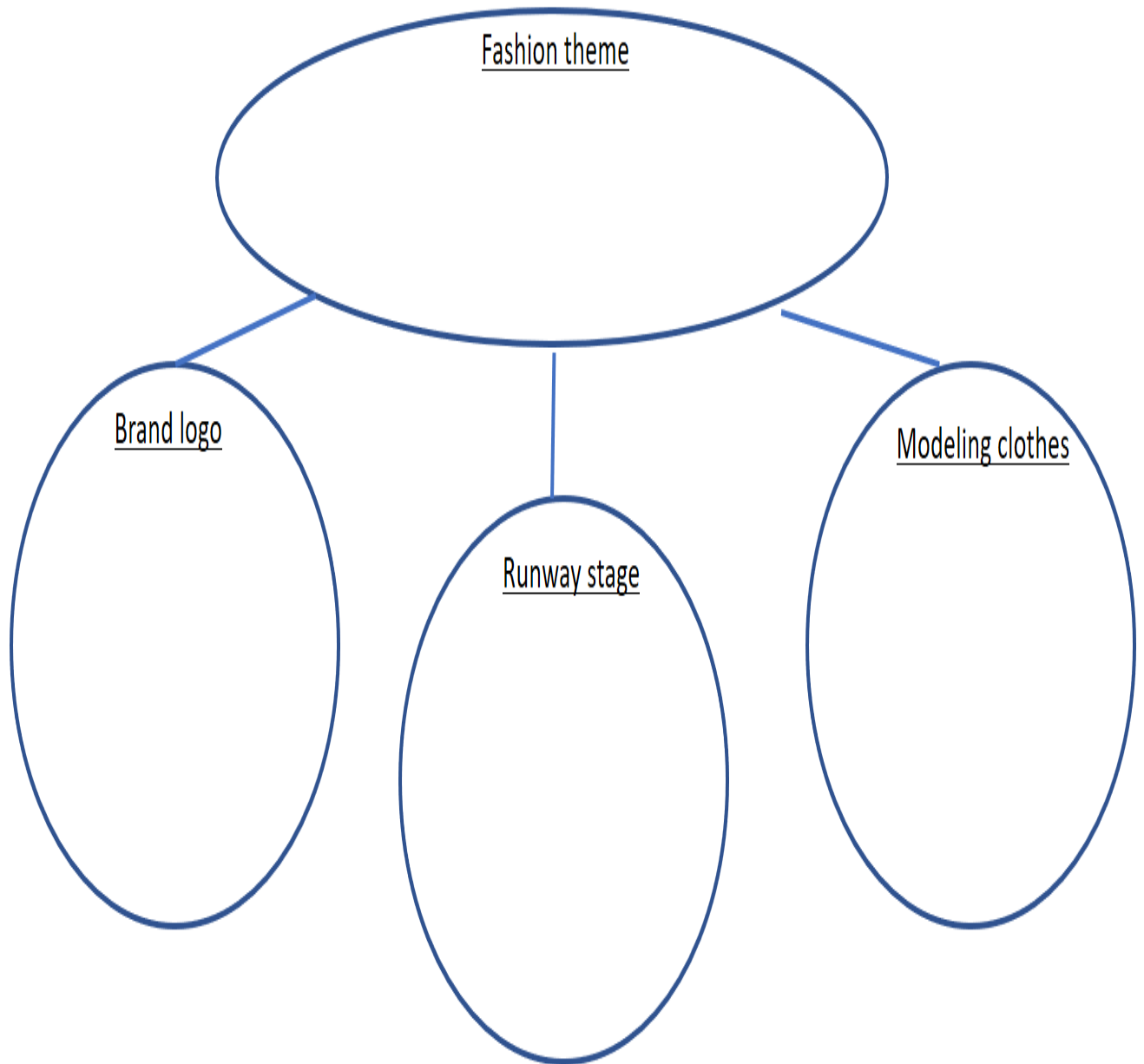
Hyunjoo is wearing a yellowish green water proof jacket, ready for unexpected showers. The yellowish green water proof jacket goes well with black leggings. She is also tying a bandana around her neck for hiking fashion. Her black sneakers looks perfect for her train hiking today.

<Revision>



Appendix 3 [Graphic Organizer for fashion show review]

Fashion show Outline



Appendix 4 [Outlining for fashion show review]

Introduction

Thesis Statement –

I. Topic sentence -

- 1.
- 2.
- 3.

II. Topic sentence -

- 1.
- 2.
- 3.

III. Topic sentence -

- 1.
- 2.
- 3.

Conclusion

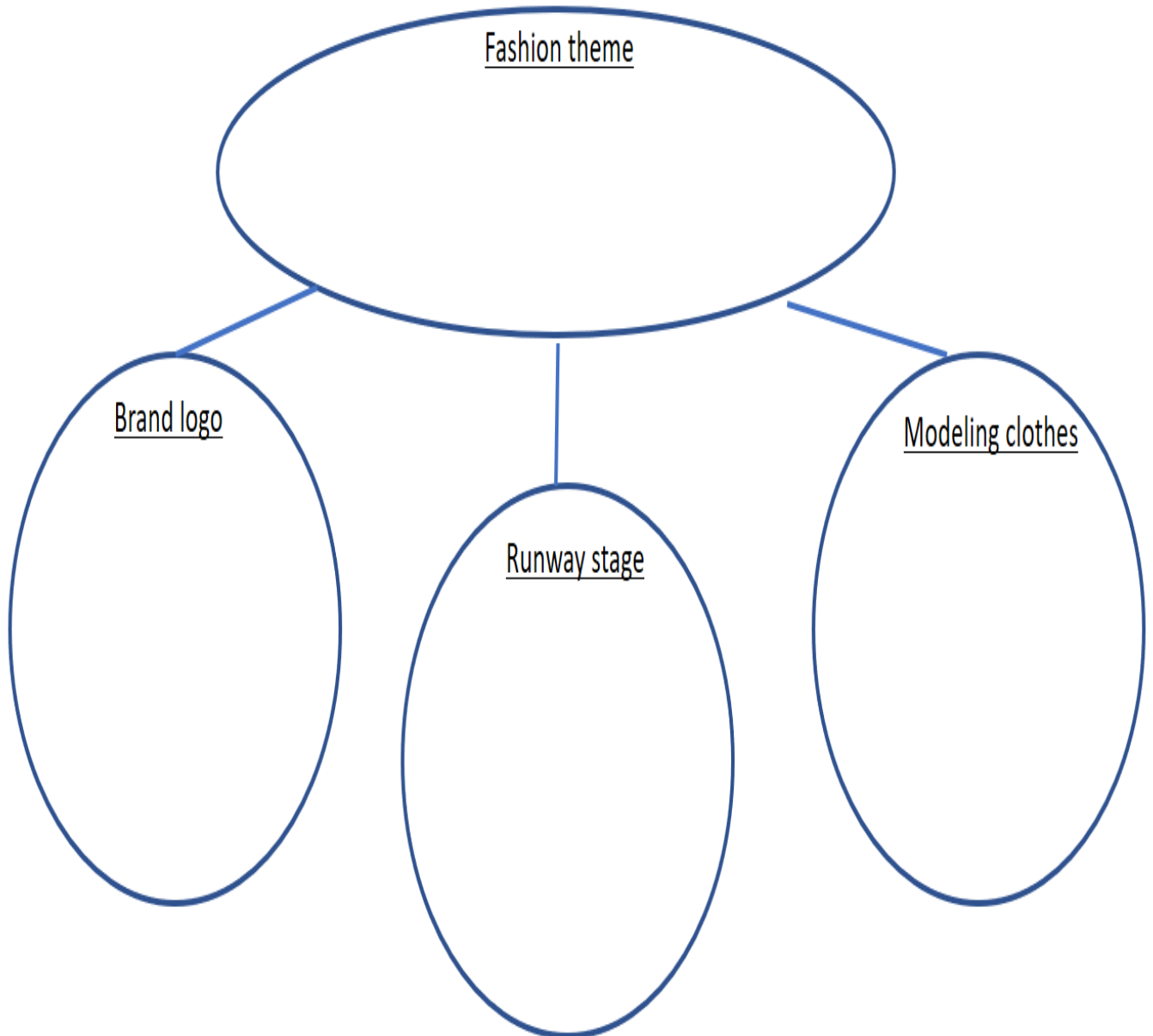
Appendix 5[Peer Review Sheet]

Read other group's outline and answer the questions truthfully. Write as many comments as you feel are necessary. The more comments you give the better. Remember, you are trying to help them.

1. Is the thesis statement interesting? Is it an expression of the author's opinion? Is it specific enough to be adequately covered in the paper?
2. Are all the topic sentences for the paragraphs directly related to the thesis statement? Are they good examples of the best possible support?
3. Are there enough supporting points for each major point?
Are the supporting points relevant and clearly explained well?

Appendix 6 [Brainstorming for your own fashion show]

Fashion show Outline



<Description for Thursday's Class>

Thursday (9th November)

Activity 1. Prepare fashion show – 10 minutes [Group Work]

- 1) Each group finishes making an outline for their show.
- 2) They decide a presenter. She will give a brief speech in Runway walk time.
(She will talk about the reasons why her group made them.)
- 3) Other students dress up for the fashion show.

Activity 2. Runway walk – 30 minutes [Group Work]

- 1) T sets Runway stage in the middle of the classroom and prepares PPT.
- 2) Each presenter briefly introduces their brand and runway stage picture with PPT slides.
- 3) Then, two ~ three sisters of each group come to the front and walk down the runway with the BGM. They will show their university style looks.
- 4) The models walk back and forth a few times to show their clothes.
- 5) Each group finishes their show in 3 minutes. After each show, other sisters take notes to describe the shows in 2 minutes.

Activity 3. Describe a fashion show – 30 minutes [Group Work]

- 1) Each group picks one fashion show from other groups. Then, they brainstorm about the theme of the fashion show (for thesis statement).
- 2) They refer to the notes they wrote in the Runway walk time.
- 3) Ss capture the fashion features of Brand logo, runway stage, and 2 modeling clothes in the show and write those in the graphic organizer (for topic sentences).
- 4) They write an outline for description (Introduction – 3 bodies – conclusion).

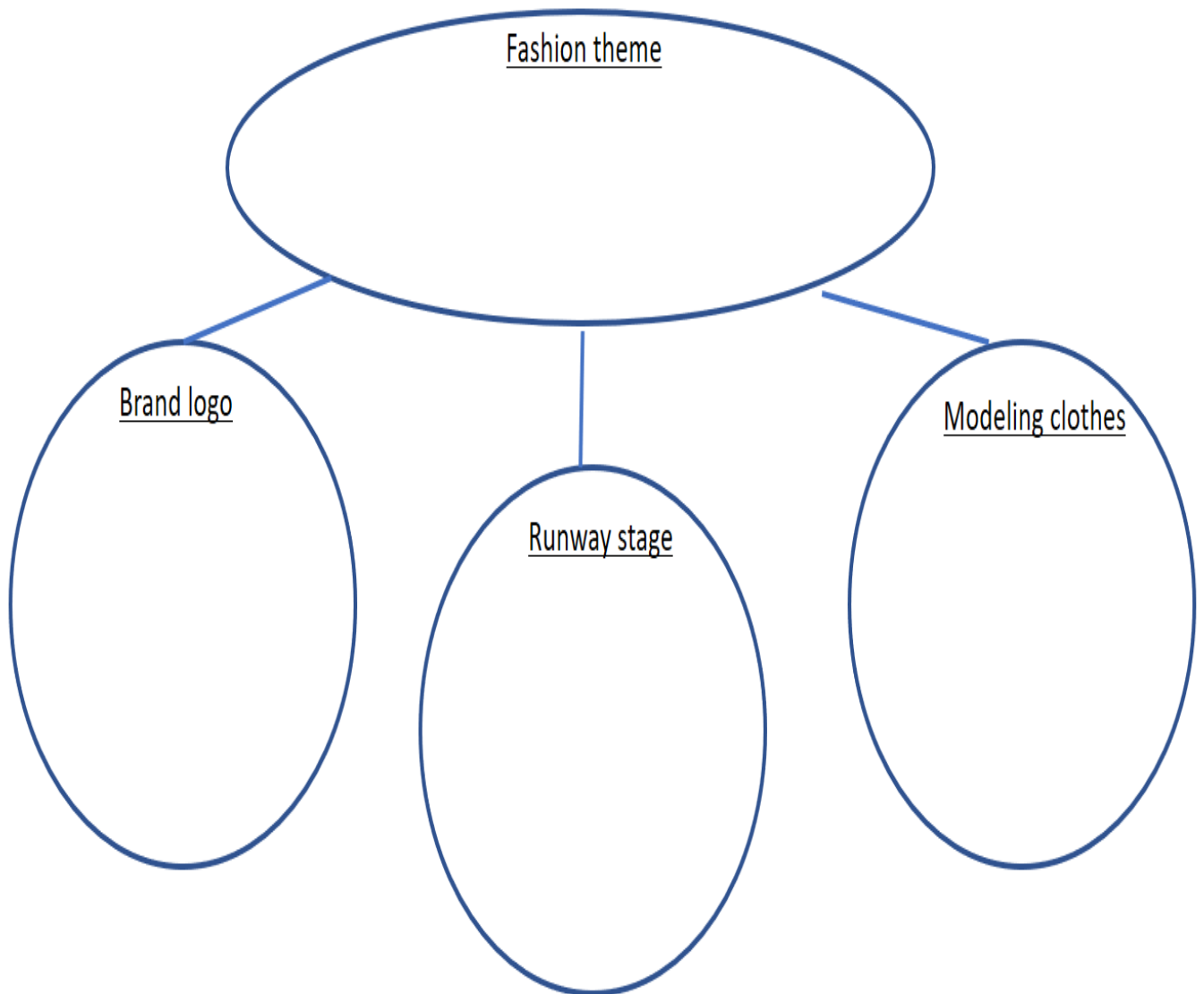
- 5) Each group makes a final description for the show.

Activity 4. Peer revision – 10 minutes [Group Work]

- 1) Each group passes their fashion show description in a clockwise direction.
- 2) Other groups evaluate them based on a checklist and give them back.
- 3) Each group reads the checklist and revise their own fashion show description.
- 4) When they revise it, they try to use new words or phrases they learned.

Appendix 1~2 [Prepare fashion show + Runway walk]

Fashion show Outline



Appendix 3 [Describe a fashion show] Five Paragraph Essay Outline (Group Work)

Topic: University Fashion Show

[Introduction]

[Thesis Statement]

Topic Sentence1:

Topic Sentence2:

Topic Sentence3:

[Conclusion]

Appendix 4 [Peer revision Sheet – Essays]

Read other group's outline and answer the questions truthfully. Write as many comments as you feel are necessary. The more comments you give the better. Remember, you are trying to help them.

1. Is the thesis statement easy to find? Underline it.

2. Is the thesis statement interesting? Is it an expression of the author's opinion? Is it specific enough to be adequately covered in the paper?

3. Are all the topic sentences for the paragraphs directly related to the thesis statement? Are they good examples of the best possible support?

4. Are there enough supporting points for each major point?
Are the supporting points relevant and clearly explained well?

5. Is there a good range of sentences?

6. Are there any recurring mistakes? Underline them in red ink.
Do these mistakes sometimes limit comprehension and/or fluency? Why?

7. Are there good transitions between sections, the paragraphs, and ideas in the paragraphs?

8. Is the topic interesting? (Explain why or why not)

9. Is the writing easy to read?